

# 33K Split Rotary Seal

## SEAL INSTALLATION - TWIST METHOD


### Conventional for unlimited installation space

Seals under 3 inch shaft are delivered without tie straps


- Read entire set of instructions before you start
- Clean seal housing and shaft thoroughly of all contaminants
- Ensure all seal split joints are kept clean throughout installation process
- Be careful not to nick or damage the seal inserts



No preference to which side of the seal faces the fluid.




Holding at the two tie straps twist and wrap the seal around the shaft.



Remove the tie straps. Locate and join the split ends at the 12 o'clock position.

**NOTE: After installation is complete, a gap between the sealer ring split-ends is acceptable.**




Apply force as needed to press the seal uniformly into housing. Start pressing joints first towards 6 o'clock position.

## SEAL INSTALLATION - FEED AND SLIDE METHOD


For limited installation space



Slide one tie strap from one end next to the other.



Expand the seal splits apart and position the tied end towards the shaft.



Press the seal components together and slide the second tie strap over.




Repeat step 3 until second tie strap reaches to the other split end.



Remove the tie straps. Locate and join the split ends at the 12 o'clock position.

**NOTE: After installation is complete, a gap between the sealer ring split-ends is acceptable.**



Apply force as needed to press the seal uniformly into housing. Start pressing joints first towards 6 o'clock position.



DISTRIBUTED BY:

Chesterton ISO certificates available on [www.chesterton.com/corporate/iso](http://www.chesterton.com/corporate/iso)

860 Salem Street  
Groveland, MA 01834 USA  
Telephone: 781-438-7000 Fax: 978-469-6528  
[www.chesterton.com](http://www.chesterton.com)

© A.W. Chesterton Company, 2012. All rights reserved.  
® Registered trademark owned and licensed by  
A.W. Chesterton Company in USA and other countries.

FORM NO. EN88810 REV.1

PRINTED IN USA 12/12